

Models of Complex Networks

Santa Fe Institute Summer School, 2009

Prof. Peter Dodds

Department of Mathematics & Statistics
Center for Complex Systems
Vermont Advanced Computing Center
University of Vermont



The
UNIVERSITY
of VERMONT



Modeling Complex
Networks

Random networks

Basics

Configuration model

Scale-free
networks

History

BA model

Redner & Krapivsky's
model

Robustness

Small-world
networks

References

Outline

Modeling Complex Networks

Random networks

- Basics

- Configuration model

Scale-free networks

- History

- BA model

- Redner & Krapivisky's model

- Robustness

Small-world networks

References

Modeling Complex
Networks

Random networks

- Basics

- Configuration model

Scale-free
networks

- History

- BA model

- Redner & Krapivisky's
model

- Robustness

Small-world
networks

References

Some important models:

1. Generalized random networks
2. Scale-free networks (田)
3. Small-world networks (田)
4. Statistical generative models (p^*)
5. Generalized affiliation networks

Modeling Complex
Networks

Random networks

Basics

Configuration model

Scale-free
networks

History

BA model

Redner & Krapivsky's
model

Robustness


Small-world
networks

References

1. Generalized random networks:

- ▶ Arbitrary degree distribution P_k .
- ▶ Wire nodes together randomly.
- ▶ Create ensemble to test deviations from randomness.
- ▶ Interesting, applicable, rich mathematically.
- ▶ Much fun to be had with these guys...

2. 'Scale-free networks':



$$\begin{aligned}\gamma &= 2.5 \\ \langle k \rangle &= 1.8 \\ N &= 150\end{aligned}$$

- ▶ Due to Barabasi and Albert [2]
- ▶ Generative model
- ▶ Preferential attachment model with growth
- ▶ $P[\text{attachment to node } i] \propto k_i^\alpha$.
- ▶ Produces $P_k \sim k^{-\gamma}$ when $\alpha = 1$.
- ▶ Trickiness: other models generate skewed degree distributions...

Modeling Complex Networks

Random networks

Basics

Configuration model

Scale-free networks

History

BA model

Redner & Krapivsky's model

Robustness

Small-world networks

References

3. Small-world networks

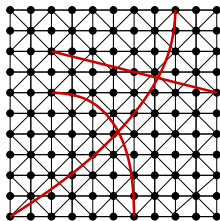
- ▶ Due to Watts and Strogatz ^[18]

Two scales:

- ▶ **local regularity** (high clustering—an individual's friends know each other)
- ▶ **global randomness** (shortcuts).

Strong effects:

- ▶ Shortcuts make world 'small'
- ▶ Shortcuts allow disease to jump
- ▶ Facilitates synchronization ^[7]



4. Generative statistical models

- ▶ Idea is to realize networks based on certain tendencies:
 - ▶ Clustering (triadic closure)..
 - ▶ Types of nodes that like each other..
 - ▶ Anything really...
- ▶ Use statistical methods to estimate 'best' values of parameters.
- ▶ **Drawback:** parameters are not real, measurable quantities.
- ▶ **Non-mechanistic** and **blackboxish**.
- ▶ c.f., temperature in statistical mechanics.

Modeling Complex
Networks

Random networks

Basics

Configuration model

Scale-free
networks

History

BA model

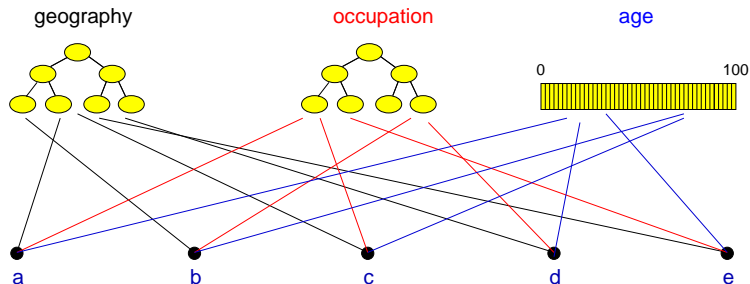
Redner & Krapivsky's
model

Robustness

Small-world
networks

References

5. Generalized affiliation networks



- Blau & Schwartz ^[3], Simmel ^[15], Breiger ^[4], Watts *et al.* ^[17]

Pure, abstract random networks:

- ▶ Consider set of all networks with N labelled nodes and m edges.
- ▶ Horribly, there are $\binom{N}{2}^m$ of them.
- ▶ Standard random network = randomly chosen network from this set.
- ▶ To be clear: each network is equally probable.
- ▶ Known as Erdős-Rényi random networks
- ▶ Key structural feature of random networks is that they locally look like branching networks
- ▶ (No small cycles and zero clustering).

Random networks: examples

Next slides:

Example realizations of random networks

- ▶ $N = 500$
- ▶ Vary m , the number of edges from 100 to 1000.
- ▶ Average degree $\langle k \rangle$ runs from 0.4 to 4.
- ▶ Look at full network plus the largest component.

Random networks: examples for $N=500$

Modeling Complex
Networks

Random networks

Basics

Configuration model

Scale-free
networks

History

BA model

Redner & Krapivisky's
model

Robustness

Small-world
networks

References



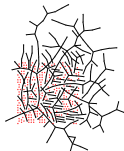
$m = 100$
 $\langle k \rangle = 0.4$



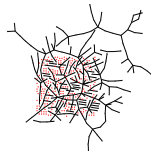
$m = 200$
 $\langle k \rangle = 0.8$



$m = 230$
 $\langle k \rangle = 0.92$



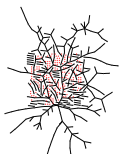
$m = 240$
 $\langle k \rangle = 0.96$



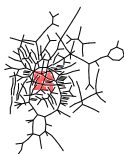
$m = 250$
 $\langle k \rangle = 1$




$m = 260$
 $\langle k \rangle = 1.04$



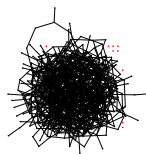
$m = 280$
 $\langle k \rangle = 1.12$



$m = 300$
 $\langle k \rangle = 1.2$

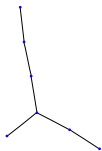


$m = 500$
 $\langle k \rangle = 2$

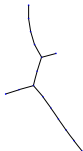


$m = 1000$
 $\langle k \rangle = 4$

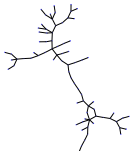
Random networks: largest components



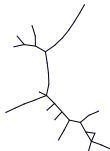
$m = 100$
 $\langle k \rangle = 0.4$



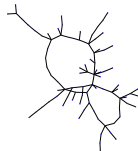
$m = 200$
 $\langle k \rangle = 0.8$



$m = 230$
 $\langle k \rangle = 0.92$



$m = 240$
 $\langle k \rangle = 0.96$



$m = 250$
 $\langle k \rangle = 1$




$m = 260$
 $\langle k \rangle = 1.04$



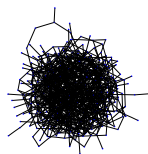
$m = 280$
 $\langle k \rangle = 1.12$



$m = 300$
 $\langle k \rangle = 1.2$

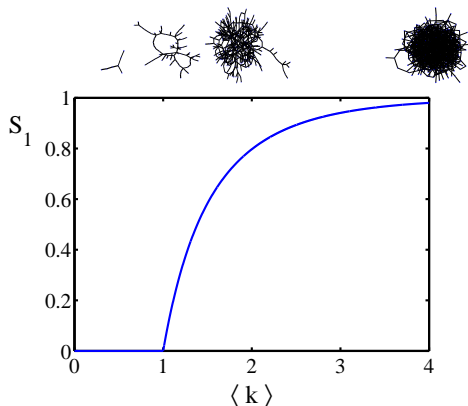


$m = 500$
 $\langle k \rangle = 2$



$m = 1000$
 $\langle k \rangle = 4$

Giant component:



- ▶ S_1 = fraction of nodes in largest component.
- ▶ Old school phase transition.
- ▶ Key idea in modeling contagion.

But:

- ▶ Erdős-Rényi random networks are a *mathematical construct*.
- ▶ Real networks are a microscopic subset of all networks...
- ▶ ex: 'Scale-free' networks are **growing networks** that form according to a **plausible mechanism**.

But but:

- ▶ Randomness is out there, just not to the degree of a completely random network.

Modeling Complex
Networks

Random networks

Basics

Configuration model

Scale-free
networks

History

BA model

Redner & Krapivsky's
model

Robustness

Small-world
networks

References

General random networks

- ▶ So... standard random networks have a Poisson degree distribution
- ▶ Can happily generalize to arbitrary degree distribution P_k .
- ▶ Also known as the **configuration model**.^[11]
- ▶ Can generalize construction method from ER random networks.
- ▶ Assign each node a **weight w** from some distribution and form links with probability

$$P(\text{link between } i \text{ and } j) \propto w_i w_j.$$

- ▶ A more useful way:
 1. **Randomly wire up** (and rewire) already existing nodes with fixed degrees.
 2. Examine **mechanisms** that lead to networks with certain degree distributions.

Modeling Complex
Networks

Random networks

Basics

Configuration model

Scale-free
networks

History

BA model

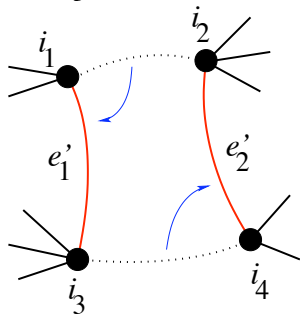
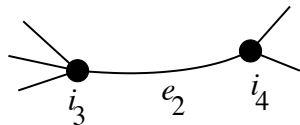
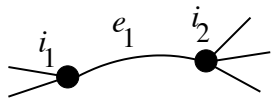
Redner & Krapivsky's
model

Robustness

Small-world
networks

References

General random rewiring algorithm



- ▶ Randomly choose **two edges**.
(Or choose problem edge and a random edge)
- ▶ Check to make sure edges are **disjoint**.
- ▶ Rewire one end of each edge.
- ▶ Node degrees **do not change**.
- ▶ Works if e_1 is a self-loop or repeated edge.
- ▶ Same as finding on/off/on/off 4-cycles. and rotating them.

Modeling Complex
Networks

Random networks

Basics

Configuration model

Scale-free
networks

History

BA model

Redner & Krapivsky's
model

Robustness

Small-world
networks


References

Next slides:


Example realizations of random networks with power law degree distributions:

- ▶ $N = 1000$.
- ▶ $P_k \propto k^{-\gamma}$ for $k \geq 1$.
- ▶ Set $P_0 = 0$ (no isolated nodes).
- ▶ Vary exponent γ between 2.10 and 2.91.
- ▶ Apart from degree distribution, wiring is random.


Random networks: largest components




$\gamma = 2.1$
 $\langle k \rangle = 3.448$




$\gamma = 2.19$
 $\langle k \rangle = 2.986$




$\gamma = 2.28$
 $\langle k \rangle = 2.306$



$\gamma = 2.37$
 $\langle k \rangle = 2.504$




$\gamma = 2.46$
 $\langle k \rangle = 1.856$




$\gamma = 2.55$
 $\langle k \rangle = 1.712$




$\gamma = 2.64$
 $\langle k \rangle = 1.6$



$\gamma = 2.73$
 $\langle k \rangle = 1.862$



$\gamma = 2.82$
 $\langle k \rangle = 1.386$



$\gamma = 2.91$
 $\langle k \rangle = 1.49$

The edge-degree distribution:

- ▶ The degree distribution P_k is fundamental for our description of many complex networks
- ▶ A related key distribution:
 R_k = probability that a friend of a random node has k other friends.

$$R_k = \frac{(k+1)P_{k+1}}{\sum_{k'=0}^{\infty} (k'+1)P_{k'+1}} = \frac{(k+1)P_{k+1}}{\langle k \rangle}$$

- ▶ **Natural question:** what's the expected number of other friends that one friend has?
- ▶ Find

$$\langle k \rangle_R = \frac{1}{\langle k \rangle} \left(\langle k^2 \rangle - \langle k \rangle \right)$$

- ▶ True for **all** random networks, **independent of degree distribution.**

Modeling Complex
Networks

Random networks

Basics

Configuration model

Scale-free
networks

History

BA model

Redner & Krapivsky's
model

Robustness

Small-world
networks

References

Giant component condition

- ▶ If:

$$\langle k \rangle_R = \frac{1}{\langle k \rangle} \left(\langle k^2 \rangle - \langle k \rangle \right) > 1$$

then our random network has a giant component.

- ▶ **Exponential explosion** in number of nodes as we move out from a random node.

- ▶ Number of nodes expected at n steps:

$$\langle k \rangle \cdot \langle k \rangle_R^{n-1} = \frac{1}{\langle k \rangle^{n-2}} \left(\langle k^2 \rangle - \langle k \rangle \right)^{n-1}$$

- ▶ We'll see this again for contagion models...

- ▶ Average # friends of friends per node is

$$\langle k_2 \rangle = \langle k^2 \rangle - \langle k \rangle.$$

- ▶ Average depends on the **1st and 2nd moments** of P_k and **not just the 1st moment**.
- ▶ Three peculiarities:
 1. We might guess $\langle k_2 \rangle = \langle k \rangle (\langle k \rangle - 1)$ but it's actually $\langle k(k-1) \rangle$.
 2. If P_k has a **large second moment**, then $\langle k_2 \rangle$ will be big.
 3. Your friends have **more friends** than you...

Size distributions

The sizes of many systems' elements appear to obey an **inverse power-law size distribution**:

$$P(\text{size} = x) \sim c x^{-\gamma}$$

where $x_{\min} < x < x_{\max}$ and $\gamma > 1$.

- ▶ x can be continuous or discrete.
- ▶ Typically, $2 < \gamma < 3$.
- ▶ **No** dominant **internal scale** between x_{\min} and x_{\max} .
- ▶ If $\gamma < 3$, variance and higher moments are **'infinite'**
- ▶ If $\gamma < 2$, mean and higher moments are **'infinite'**
- ▶ Negative linear relationship in log-log space:

$$\log P(x) = \log c - \gamma \log x$$

Modeling Complex
Networks

Random networks

Basics

Configuration model

Scale-free
networks

History

BA model

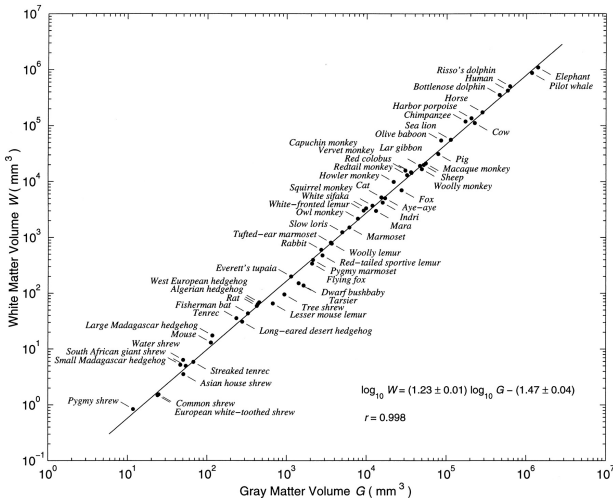
Redner & Krapivsky's
model

Robustness

Small-world
networks

References

A beautiful, heart-warming example:



$$\alpha \approx 1.23$$

gray
matter:
'computing
elements'

white
matter:
'wiring'

from Zhang & Sejnowski, PNAS (2000) [20]

Modeling Complex
Networks

Random networks

Basics

Configuration model

Scale-free
networks

History

BA model

Redner & Krapivsky's
model

Robustness

Small-world
networks

References

Power law size distributions are sometimes called Pareto distributions (田) after Italian scholar Vilfredo Pareto.

- ▶ Pareto noted wealth in Italy was distributed unevenly (80–20 rule).
- ▶ Term used especially by economists

Examples:

- ▶ Earthquake magnitude (Gutenberg Richter law):
 $P(M) \propto M^{-3}$
- ▶ Number of war deaths: $P(d) \propto d^{-1.8}$ [14]
- ▶ Sizes of forest fires
- ▶ Sizes of cities: $P(n) \propto n^{-2.1}$
- ▶ Number of links to and from websites

Examples:

- ▶ Number of citations to papers: $P(k) \propto k^{-3}$.
- ▶ Individual wealth (maybe): $P(W) \propto W^{-2}$.
- ▶ Distributions of tree trunk diameters: $P(d) \propto d^{-2}$.
- ▶ The gravitational force at a random point in the universe: $P(F) \propto F^{-5/2}$.
- ▶ Diameter of moon craters: $P(d) \propto d^{-3}$.
- ▶ Word frequency: e.g., $P(k) \propto k^{-2.2}$ (variable)

Note: Exponents range in error;

see M.E.J. Newman arxiv.org/cond-mat/0412004v3 (田)

- ▶ **Random Additive/Copying Processes** involving Competition.
- ▶ **Widespread:** Words, Cities, the Web, Wealth, Productivity (Lotka), Popularity (Books, People, ...)
- ▶ Competing mechanisms (more trickiness)

- ▶ 1924: **G. Udny Yule**^[19]:
Species per Genus
- ▶ 1926: **Lotka**^[9]:
Scientific papers per author (Lotka's law)
- ▶ 1953: **Mandelbrot**^[10]:
Optimality argument for Zipf's law; focus on language.
- ▶ 1955: **Herbert Simon**^[16, 21]:
Zipf's law for word frequency, city size, income, publications, and species per genus.
- ▶ 1965/1976: **Derek de Solla Price**^[12, 13]:
Network of Scientific Citations.
- ▶ 1999: **Barabasi and Albert**^[2]:
The World Wide Web, networks-at-large.

Modeling Complex Networks

Random networks

Basics

Configuration model

Scale-free networks

History

BA model


Redner & Krapivsky's model

Robustness

Small-world networks

References

Not everyone is happy...



Mandelbrot vs. Simon:

- ▶ Mandelbrot (1953): “An Informational Theory of the Statistical Structure of Languages”^[10]
- ▶ Simon (1955): “On a class of skew distribution functions”^[16]
- ▶ Mandelbrot (1959): “A note on a class of skew distribution function: analysis and critique of a paper by H.A. Simon”
- ▶ Simon (1960): “Some further notes on a class of skew distribution functions”

Not everyone is happy... (cont.)

Mandelbrot vs. Simon:

- ▶ Mandelbrot (1961): “Final note on a class of skew distribution functions: analysis and critique of a model due to H.A. Simon”
- ▶ Simon (1961): “Reply to ‘final note’ by Benoit Mandelbrot”
- ▶ Mandelbrot (1961): “Post scriptum to ‘final note’”
- ▶ Simon (1961): “Reply to Dr. Mandelbrot’s post scriptum”

Not everyone is happy... (cont.)

Mandelbrot:

“We shall restate in detail our 1959 objections to Simon’s 1955 model for the Pareto-Yule-Zipf distribution. **Our objections are valid** quite irrespectively of the sign of $p-1$, so that **most of Simon’s (1960) reply was irrelevant.**”

Simon:

“Dr. Mandelbrot has proposed a new set of objections to my 1955 models of the Yule distribution. **Like his earlier objections, these are invalid.**”

Random Competitive Replication (RCR):

1. Start with 1 element of a particular flavor at $t = 1$
2. At time $t = 2, 3, 4, \dots$, add a new element in one of two ways:
 - ▶ With probability ρ , create a new element with a new flavor
▶ **Mutation/Innovation**
 - ▶ With probability $1 - \rho$, randomly choose from all existing elements, and make a copy.
▶ **Replication/Imitation**
 - ▶ Elements of the same flavor form a group

Modeling Complex
Networks

Random networks

Basics

Configuration model

Scale-free
networks

History

BA model

Redner & Krapivsky's
model

Robustness

Small-world
networks

References

Random Competitive Replication

Example: Words in a text

- ▶ Consider words as they appear sequentially.
- ▶ With probability ρ , the next word has not previously appeared
 - ▶ **Mutation/Innovation**
- ▶ With probability $1 - \rho$, randomly choose one word from all words that have come before, and reuse this word
 - ▶ **Replication/Imitation**
- ▶ Please note: authors do not do this...

Random Competitive Replication

- ▶ Competition for replication **between elements** is random
- ▶ Competition for growth **between groups** is not random
- ▶ Selection on groups is **biased by size**
- ▶ **Rich-gets-richer** story
- ▶ Random selection is **easy**
- ▶ No great knowledge of system needed

Random Competitive Replication

- ▶ After some thrashing around, one finds:

$$P_k \propto k^{-\frac{(2-\rho)}{(1-\rho)}} = k^{-\gamma}$$

$$\gamma = 1 + \frac{1}{(1-\rho)}$$

- ▶ See γ is governed by rate of new flavor creation, ρ .

Evolution of catch phrases

- ▶ Yule's paper (1924) ^[19]:
“A mathematical theory of evolution, based on the conclusions of Dr J. C. Willis, F.R.S.”
- ▶ Simon's paper (1955) ^[16]:
“On a class of skew distribution functions” (snore)
- ▶ Price's term: **Cumulative Advantage**

Evolution of catch phrases

- ▶ Robert K. Merton: **the Matthew Effect**
- ▶ Studied careers of scientists and found credit flowed disproportionately to the already famous

From the Gospel of Matthew:

“For to every one that hath shall be given...

(Wait! There's more....)

but from him that hath not, that also which he seemeth to have shall be taken away.

And cast the worthless servant into the outer darkness; there men will weep and gnash their teeth.”

Evolution of catch phrases

Merton was a catchphrase machine:

1. self-fulfilling prophecy
2. role model
3. unintended (or unanticipated) consequences
4. focused interview → focus group

And just to rub it in...

Merton's son, Robert C. Merton, won the Nobel Prize for Economics in 1997.

Evolution of catch phrases

- ▶ Barabási and Albert^[2]—thinking about the Web
- ▶ Independent reinvention of a version of Simon and Price's theory for networks
- ▶ Another term: “**Preferential Attachment**”
- ▶ Basic idea: a new node arrives every discrete time step and connects to an existing node i with probability $\propto k_i$.
- ▶ **Connection:**
Groups of a single flavor \sim edges of a node
- ▶ **Small hitch:** selection mechanism is now non-random
- ▶ **Solution:** Connect to a random node (**easy**)
- ▶ + Randomly connect to the node's friends (**also easy**)
- ▶ Scale-free networks = food on the table for physicists

Modeling Complex
Networks

Random networks

Basics

Configuration model

Scale-free
networks

History

BA model

Redner & Krapivsky's
model

Robustness

Small-world
networks

References

- ▶ Networks with power-law degree distributions have become known as **scale-free** networks.
- ▶ Scale-free refers specifically to the **degree distribution** having a **power-law decay** in its tail:

$$P_k \sim k^{-\gamma} \text{ for 'large' } k$$

- ▶ Please note: not every network is a scale-free network...

- ▶ Term 'scale-free' is somewhat confusing...
- ▶ Scale-free networks are **not fractal** in any sense.
- ▶ Usually talking about networks whose links are **abstract, relational, informational**, ... (non-physical)
- ▶ Main reason is **link cost**.
- ▶ Primary example: hyperlink network of the Web
- ▶ Much arguing about whether or networks are 'scale-free' or not. . .

Modeling Complex
Networks

Random networks

Basics

Configuration model

Scale-free
networks

History

BA model

Redner & Krapivsky's
model

Robustness

Small-world
networks

References

The big deal:

- ▶ We move beyond describing networks to finding **mechanisms** for why certain networks arise.

A big deal for scale-free networks:

- ▶ How does the exponent γ depend on the mechanism?
- ▶ Do the mechanism's details matter?
- ▶ We know they do for Simon's model...

Real data (eek!)

From Barabási and Albert's original paper [2]:

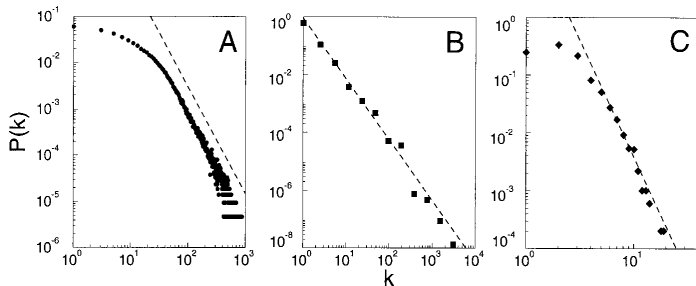


Fig. 1. The distribution function of connectivities for various large networks. **(A)** Actor collaboration graph with $N = 212,250$ vertices and average connectivity $\langle k \rangle = 28.78$. **(B)** WWW, $N = 325,729$, $\langle k \rangle = 5.46$. **(C)** Power grid data, $N = 4941$, $\langle k \rangle = 2.67$. The dashed lines have slopes **(A)** $\gamma_{\text{actor}} = 2.3$, **(B)** $\gamma_{\text{www}} = 2.1$ and **(C)** $\gamma_{\text{power}} = 4$.

- ▶ But typically for real networks: $2 < \gamma < 3$.
- ▶ (Plot C is on the bogus side of things...)

Modeling Complex
Networks

Random networks

Basics

Configuration model

Scale-free
networks

History

BA model

Redner & Krapivsky's
model

Robustness

Small-world
networks

References

Fooling with the mechanism:

- ▶ 2001: Redner & Krapivsky (RK) [8] explored the **general attachment kernel**:

$$\Pr(\text{attach to node } i) \propto A_k = k_i^\nu$$

where A_k is the attachment kernel and $\nu > 0$.

- ▶ RK also looked at changing very subtle details of the attachment kernel.
- ▶ e.g., keep $A_k \sim k$ for large k but tweak A_k for low k .
- ▶ RK's approach is to use rate equations (田).

Universality?

- ▶ Consider $A_1 = \alpha$ and $A_k = k$ for $k \geq 2$.
- ▶ Some unsettling calculations leads to $P_k \sim k^{-\gamma}$ where

$$\gamma = 1 + \frac{1 + \sqrt{1 + 8\alpha}}{2}.$$

- ▶ We then have

$$0 \leq \alpha < \infty \Rightarrow 2 \leq \gamma < \infty$$

- ▶ Crazyness...

- ▶ Rich-get-somewhat-richer:

$$A_k \sim k^\nu \text{ with } 0 < \nu < 1.$$

- ▶ General finding by Krapivsky and Redner:^[8]

$$P_k \sim k^{-\nu} e^{-c_1 k^{1-\nu}} + \text{correction terms}.$$

- ▶ Weibull distribution^{ish} (truncated power laws).
- ▶ **Universality**: now details of kernel **do not** matter.

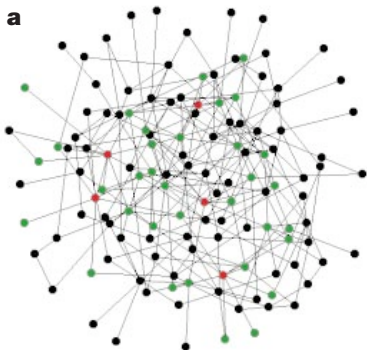
Superlinear attachment kernels

- ▶ Rich-get-much-richer:

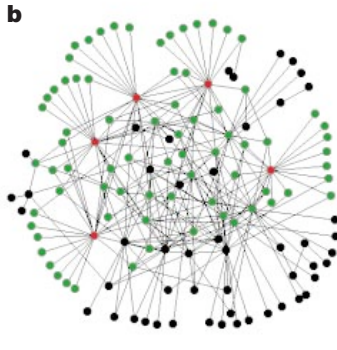
$$A_k \sim k^\nu \text{ with } \nu > 1.$$

- ▶ Now a **winner-take-all** mechanism.
- ▶ One single node ends up being connected to almost all other nodes.
- ▶ For $\nu > 2$, all but a finite # of nodes connect to one node.

- ▶ Standard random networks (Erdős-Rényi)
versus
Scale-free networks



Exponential



Scale-free

from Albert et al., 2000 "Error and attack tolerance of complex networks" [1]

Modeling Complex
Networks

Random networks

Basics

Configuration model

Scale-free
networks

History

BA model

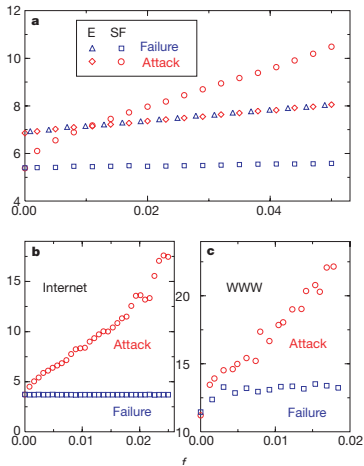
Redner & Krapivsky's
model

Robustness

Small-world
networks

References

Frame 54/73



- ▶ Plots of network diameter as a function of fraction of nodes removed
- ▶ Erdős-Rényi versus scale-free networks
- ▶ blue symbols = random removal
- ▶ red symbols = targeted removal (most connected first)

from Albert et al., 2000

Modeling Complex Networks

Random networks

Basics

Configuration model

Scale-free networks

History

BA model

Redner & Krapivsky's model

Robustness

Small-world networks

References

- ▶ Scale-free networks are thus **robust to random failures** yet **fragile to targeted ones**.
- ▶ All very reasonable: **Hubs** are a big deal.
- ▶ **But:** next issue is whether hubs are vulnerable or not.
- ▶ Representing all webpages as the same size node is obviously a stretch (e.g., google vs. a random person's webpage)
- ▶ Most connected nodes are either:
 1. Physically larger nodes that may be harder to 'target'
 2. or subnetworks of smaller, normal-sized nodes.
- ▶ Need to explore cost of various targeting schemes.

Modeling Complex
Networks

Random networks

Basics

Configuration model

Scale-free
networks

History

BA model


Redner & Krapivsky's
model

Robustness

Small-world
networks

References

Milgram's social search experiment (1960s)



<http://www.stanleymilgram.com>

- ▶ Target person = Boston stockbroker.
- ▶ 296 senders from Boston and Omaha.
- ▶ 20% of senders reached target.
- ▶ chain length $\simeq 6.5$.

Popular terms:

- ▶ The Small World Phenomenon;
- ▶ “Six Degrees of Separation.”

Milgram's experiment with e-mail ^[5]



Participants:

- ▶ 60,000+ people in 166 countries
- ▶ 24,000+ chains
- ▶ Big media boost...

18 targets in 13 countries including

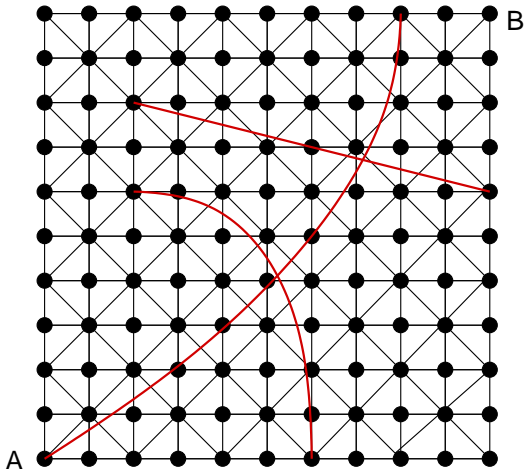
- ▶ a professor at an Ivy League university,
- ▶ a technology consultant in India,
- ▶ a potter in New Zealand,
- ▶ an archival inspector in Estonia,
- ▶ a policeman in Australia,
- ▶ a veterinarian in the Norwegian army.

Social search—the Columbia experiment

The world is smaller:

- ▶ $\langle L \rangle = 4.05$ for all completed chains
- ▶ L_* = Estimated 'true' median chain length (zero attrition)
 - ▶ Intra-country chains: $L_* = 5$
 - ▶ Inter-country chains: $L_* = 7$
 - ▶ All chains: $L_* = 7$
- ▶ c.f. Milgram (zero attrition): $L_* \simeq 9$

Randomness + regularity



$d_{AB} = 10$ without random paths

$d_{AB} = 3$ with random paths

$\langle d \rangle$ decreases overall

Theory of Small-World networks

Introduced by

Watts and Strogatz (Nature, 1998) ^[18]

“Collective dynamics of ‘small-world’ networks.”

Small-world networks are found everywhere:

- ▶ neural network of *C. elegans*,
- ▶ semantic networks of languages,
- ▶ actor collaboration graph,
- ▶ food webs,
- ▶ social networks of comic book characters,...

Very weak requirements:

- ▶ **local regularity** + random short cuts

Previous work—finding short paths

But are these short cuts findable?

No!

Nodes **cannot** find each other quickly with **any local search method**.

- ▶ Jon Kleinberg (Nature, 2000) ^[6]
“Navigation in a small world.”
- ▶ Only certain networks are **navigable**
- ▶ So what's special about social networks?

The model

One approach: incorporate **identity**.

(See “Identity and Search in Social Networks.” Science, 2002, Watts, Dodds, and Newman^[17])

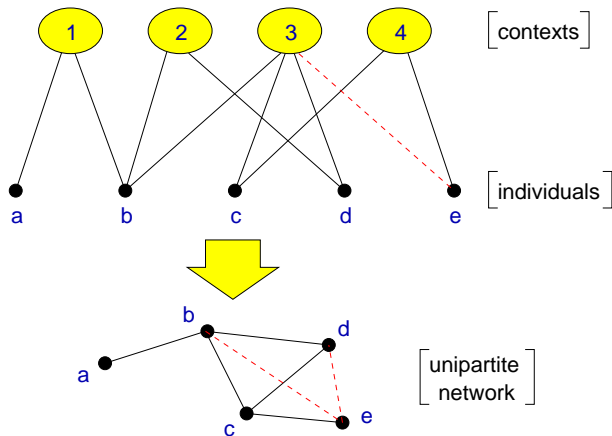
Identity is formed from attributes such as:

- ▶ Geographic location
- ▶ Type of employment
- ▶ Religious beliefs
- ▶ Recreational activities.

Groups are formed by people with at least one similar attribute.

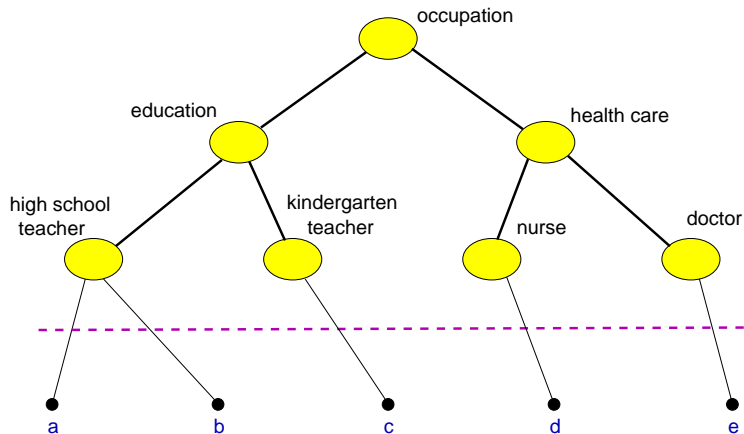
Attributes \Leftrightarrow Contexts \Leftrightarrow Interactions \Leftrightarrow Networks.

Social distance—Bipartite affiliation networks

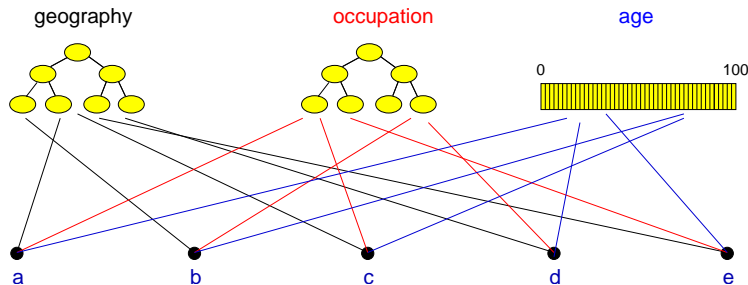


Bipartite affiliation networks: boards and directors,
movies and actors.

Social distance as a function of identity



Homophily



(Blau & Schwartz, Simmel, Breiger)

- ▶ Networks built with **'birds of a feather...'** are searchable.
- ▶ Attributes \Leftrightarrow Contexts \Leftrightarrow Interactions \Leftrightarrow Networks.

Modeling Complex
Networks

Random networks

Basics

Configuration model

Scale-free
networks

History

BA model

Redner & Krapivsky's
model

Robustness





Small-world
networks

References

Social Search—Real world uses

- ▶ Tagging: e.g., Flickr induces a network between photos
- ▶ Search in organizations for solutions to problems
- ▶ Peer-to-peer networks
- ▶ Synchronization in networked systems
- ▶ Motivation for search matters...





References I

-  [1] R. Albert, H. Jeong, and A.-L. Barabási.
Error and attack tolerance of complex networks.
Nature, 406:378–382, July 2000. [pdf](#) (田)
-  [2] A.-L. Barabási and R. Albert.
Emergence of scaling in random networks.
Science, 286:509–511, 1999. [pdf](#) (田)
-  [3] P. M. Blau and J. E. Schwartz.
Crosscutting Social Circles.
Academic Press, Orlando, FL, 1984.
-  [4] R. L. Breiger.
The duality of persons and groups.
Social Forces, 53(2):181–190, 1974.





References II

-  [5] P. S. Dodds, R. Muhamad, and D. J. Watts.
An experimental study of search in global social
networks.
Science, 301:827–829, 2003. [pdf](#) (⊞)
-  [6] J. Kleinberg.
Navigation in a small world.
Nature, 406:845, 2000. [pdf](#) (⊞)
-  [7] G. Korniss, M. A. Novotny, H. Guclu, Z. Toroczkai,
and P. A. Rikvold.
Suppressing roughness of virtual times in parallel
discrete-event simulations.
Science, 299:677–679, 2003.
-  [8] P. L. Krapivsky and S. Redner.
Organization of growing random networks.
Phys. Rev. E, 63:066123, 2001. [pdf](#) (⊞)

References III

-  [9] A. J. Lotka.
The frequency distribution of scientific productivity.
Journal of the Washington Academy of Science,
16:317–323, 1926.
-  [10] B. B. Mandelbrot.
An informational theory of the statistical structure of
languages.
In W. Jackson, editor, *Communication Theory*, pages
486–502. Butterworth, Woburn, MA, 1953.
-  [11] M. E. J. Newman.
The structure and function of complex networks.
SIAM Review, 45(2):167–256, 2003. [pdf](#) (田)
-  [12] D. J. d. S. Price.
Networks of scientific papers.
Science, 149:510–515, 1965. [pdf](#) (田)

References IV

-  [13] D. J. d. S. Price.
A general theory of bibliometric and other cumulative advantage processes.
J. Amer. Soc. Inform. Sci., 27:292–306, 1976.
-  [14] L. F. Richardson.
Variation of the frequency of fatal quarrels with magnitude.
J. Amer. Stat. Assoc., 43:523–546, 1949.
-  [15] G. Simmel.
The number of members as determining the sociological form of the group. I.
American Journal of Sociology, 8:1–46, 1902.
-  [16] H. A. Simon.
On a class of skew distribution functions.
Biometrika, 42:425–440, 1955. [pdf](#) (⊞)

Modeling Complex
Networks

Random networks

Basics

Configuration model

Scale-free
networks

History

BA model





Redner & Krapivsky's
model

Robustness

Small-world
networks

References

References V

-  [17] D. J. Watts, P. S. Dodds, and M. E. J. Newman.
Identity and search in social networks.
Science, 296:1302–1305, 2002. [pdf](#) (田)
-  [18] D. J. Watts and S. J. Strogatz.
Collective dynamics of ‘small-world’ networks.
Nature, 393:440–442, 1998. [pdf](#) (田)
-  [19] G. U. Yule.
A mathematical theory of evolution, based on the
conclusions of Dr J. C. Willis, F.R.S.
Phil. Trans. B, 213:21–, 1924.
-  [20] K. Zhang and T. J. Sejnowski.
A universal scaling law between gray matter and
white matter of cerebral cortex.
Proceedings of the National Academy of Sciences,
97:5621–5626, May 2000. [pdf](#) (田)

Modeling Complex
Networks

Random networks

Basics

Configuration model

Scale-free
networks

History

BA model

Redner & Krapivsky's
model

Robustness

Small-world
networks

References

Modeling Complex
Networks

Random networks

Basics

Configuration model

Scale-free
networks

History


BA model

Redner & Krapivisky's
model

Robustness

Small-world
networks

References

-  [21] G. K. Zipf.
Human Behaviour and the Principle of Least-Effort.
Addison-Wesley, Cambridge, MA, 1949.